

Floorplanner tricks

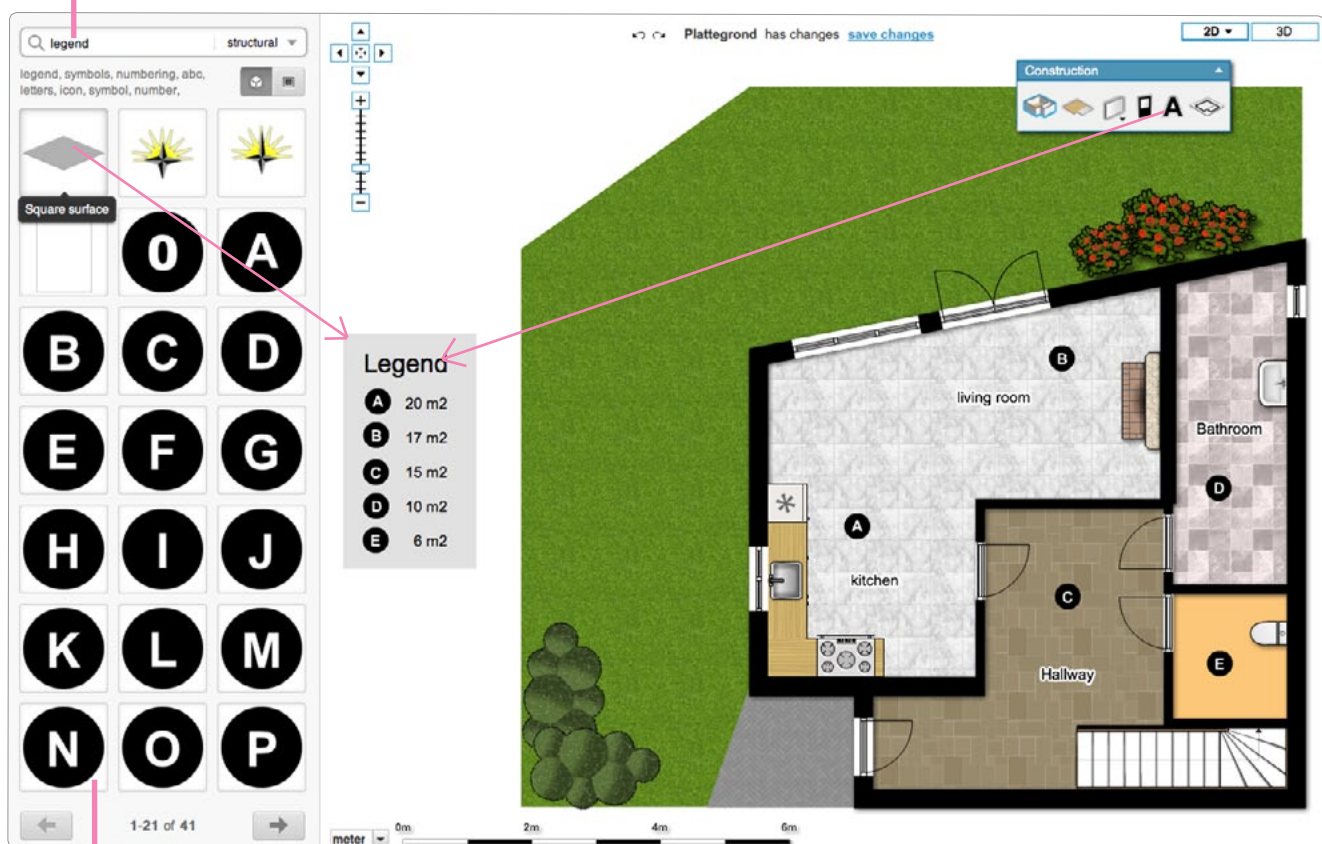
Making a Legend

Here's how you can make a legend with the items from our library.

1) Search for 'Legend' in the side bar. You'll get a bunch of items that can be handy for creating legends.

2) Drag a surface or border into your plan



3) Drag a text object onto your legend.



4) We have letters A-Z and numbers 0-9 to help you indicate an item.

5) Search for 'symbols', 'electrical', 'emergency' etc to get any other symbols you may need.

6) Type 'Balloon' or 'Labels' and you'll find objects to give your remarks or descriptions a nice border.



Floorplanner tricks

Making a Legend

You can find the total Floor area like this: Again, use the text object to add these values to your legend.

